

CAMILLA





CAMILLA



2017

Power
Input
Lampholder
IP
L. Wire
Weight
Volume

CAMILLA/1

1 x max 26W
220/240 V- 50/60Hz
E27 - Bulb not included
20
120 cm
N: 0,8kg G: 1,0kg
0,0122 m³

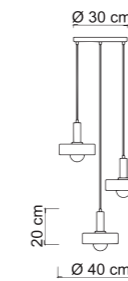


2024

Power
Input
Lampholder
IP
L. Wire
Weight
Volume

CAMILLA/3R

3 x max 26W
220/240 V- 50/60Hz
E27 - Bulb not included
20
120 cm
N: 3,0kg G: 4,0kg
0,0437 m³

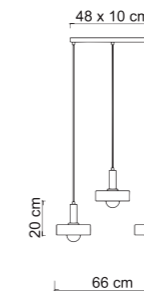


2031

Power
Input
Lampholder
IP
L. Wire
Weight
Volume

CAMILLA/3L

3 x max 26W
220/240 V- 50/60Hz
E27 - Bulb not included
20
120 cm
N: 3,0kg G: 3,8kg
0,0440 m³



La sospensione Camilla è disponibile in una finitura elegante di nero e ottone spazzolato. Il suo cavo nero completa il look, creando un contrasto raffinato. Aggiungi un tocco di classe e sofisticatezza al tuo spazio con questa combinazione di colori e materiali.

Introducing the Camilla pendant light, featuring a sleek black and brushed brass finish. Its black cable adds a refined touch, creating a sophisticated contrast. Elevate your space with a blend of elegance and modernity, thanks to this stunning combination of colors and materials.



MATERIALI :

Materials :

Struttura Frame	Metallo Metal
Diffusore Diffuser	Sorgente Luminosa Light Source
Cavo Wire	PVC PVC

TAVOLA FINITURE :

Table of Finishes :

Struttura Frame	 Nero + Ottone Spazzolato Black + Brushed Brass
Cavo Wire	 Nero Opaco Nero Opaco

DOWNLOAD AREA:

